

CADETS/GEMS THEME 2019



LEADERS RESOURCE BOOKLET

FEED THE FIRE

2019 Theme: Leaders Resource Booklet

Introduction

- Theme Topic 2
- Theme Verse 2
- Theme Background 2
- Theme Presentation Overview 3

Theme Presentation

(Instructions for Leaders to explain the Theme using skits and interactive activities.)

Part 1: The Fire Station 4

- Hot, Cold, or Lukewarm Skit 5
 - Scenario 1
 - Scenario 2
 - Scenario 3
 - Scenario 4
 - Scenario 5

Part 2: The Fire Training Program 9

- **step 1:** Fire Starter Verses 10
- **step 2:** Things that can Extinguish the Fire 12
- **step 3:** Caution: Stop, Drop, and Pray! 14
- **step 4:** Keeping the Fire 15

Part 3: Belonging to God's Family 19

- **option A:** Gospel Presentation 19
- **option B:** Gospel Presentation 20
- **Put the theme into action!** 22

Theme Presentation Resources

- **Part 1:** Theme Verse Posters + Map 23
- **Part 2:** Step 1 + Step 4 26

FEED THE FIRE

INTRODUCTION

Theme Topic

God is passionate about His people. His Word repeatedly describes His sincere desire to have an authentic, wholehearted relationship with us. His love is lavish (*1 John 3:1*), His faithfulness reaches to the skies (*Psalms 36:5*), His promises are sure (*Psalms 145:13*), His salvation through Jesus Christ is complete (*1 Peter 3:18*), and through His divine power He has given us all that is needed for life and godliness (*2 Peter 1:3*)! How should we respond to the One who gave His all for us? We must feed the fire by passionately pursuing God (*Revelation 3:15-16*), zealously serving Him (*Romans 12:11*), and boldly taking back territory for the King of kings (*Revelation 17:14*)!

Our culture has embraced casual Christianity and lukewarm life styles as the acceptable norm. Now is the time to refute our culture's messages of apathy and complacency! As followers of Jesus Christ we must move from apathy to action, passionately pursuing God, zealously serving Him, and living a life that is defined by radical, wholehearted love and obedience to God alone.

Theme Verses

I know your deeds, that you are neither cold nor hot. I wish you were either one or the other! So, because you are lukewarm - neither hot nor cold -I am about to spit you out of my mouth (*Revelation 3:15-16*).

Never be lacking in zeal, but keep your spiritual fervour, serving the Lord (*Romans 12:11*).

aims:

- To move children from apathy to action - being fully obedient to Jesus Christ!
- To teach children to be zealous in serving the Lord by giving their very best to the things He's asked them to do.
- To teach children how to keep their PASSION for God through specific spiritual disciplines or habits:
 - Pray Constantly,
 - And,
 - Study God's Word,
 - Serve Others,
 - Interact with God's People,
 - Open up and talk about God,
 - Notice God in the Ordinary.
- To show children that there are serious consequences for being apathetic about faith: I know your deeds, that you are neither cold nor hot. I wish you were either one or the other! So, because you are lukewarm – neither hot nor cold -I am about to spit you out of my mouth (*Revelation 3:15-16*).

Theme Background

In Revelation 3:15-16, John is addressing the church at Laodicea. The church had been diagnosed as stagnant, complacent, and self-satisfied - rich in physical wealth, but impoverished by apathy and spiritual pride. Laodicea was located near two notable cities - Hierapolis, a site of hot, spa-like waters famous for their healing, medicinal purposes, and Colosse, known for its cold and pure drinking water. But the waters of Laodicea were stagnant. It had to be piped in and was always lukewarm, nauseous, and smelly. The waters were distasteful in every sense! Hot water was used for healing, cold water was refreshing and revitalising, but lukewarm water wasn't good for anything. John uses the imagery of these three types of water as a warning to the church.

The word lukewarm went beyond describing a disgusting drink-it described a body of believers that had become nauseating to God. Self-sufficient, half hearted, apathetic, and Christians by-name-only are repulsive to God and are ineffective in accomplishing His purposes.

How would you describe your relationship with God? Lukewarm - sickening to God? Smouldering embers – the glowing remains of a dying fire? Or a spark or fire that is burning fiercely for God and His Kingdom work? To burn brightly for God's glory, we must let Christ fire up our faith and move ourselves from apathy to responsibility and zealous action for His Kingdom.

Through God's Spirit and His Word, He feeds the fire of our faith through prayer, meditating on His Word, fellowshiping with other believers, acts of service, telling other people about Him, and noticing Him in the ordinary. Through His divine power He will equip us to live radically faithful lives- doing justice, loving mercy, and walking humbly with Him. This is what we hope to teach the GEMS and Cadets while doing this theme.

Ways to use the Theme in Your club

Consecutive Club Nights... Time Needed: 2 hours

Part one. allow approximately 30 minutes.

Part Two has three options:

Option 1: It may take place in one setting; allow 1 hour, 10 minutes

Option 2: It may take place over two nights; allow 40 minutes per night

Option 3: It may take place over four nights; allow 15 minutes for the Fire Starter Verses, 15 minutes for the Things that Can Extinguish the Fire, 20 minutes for the Caution: Stop, Drop, and Pray!, and 20 minutes for Keeping the Fire!

Part Three. allow approximately 20 minutes.

One Theme Night... Time Needed: 2 hours

Plan to conduct theme night at a special kick-off event, campout, or sleepover. Enhance the event with devotionals, games, crafts, etc. found in this Theme Resource Book.

Theme Presentation overview

Part one: The Fire station

This is an introduction to the theme, which begins in a place decorated like a fire station. Three actors perform a short play, which explains the wonderful characteristics of being hot and cold, and the nausea that comes with being lukewarm. A Fire Chief then steps on stage and talks about what it means to be lukewarm and what it means to be on fire for God - filled with love for Him and an eagerness to serve others. He/she walks to five different groups of actors that demonstrate the difference between being lukewarm and being passionate.

Part Two: The Fire Training Programme

In part two, children are in smaller groups working through the 4 sections of the Fire Training Handbook. If possible leaders should be dressed as Fire Training Instructors, wearing fire fighting gear - hardhat, boots, and jacket.

In section 1, they are introduced to the theme verses and asked to identify actions which are lukewarm and actions which show a passionate heart for God. In section 2, they look at things that can extinguish their passion for God e.g. selfishness, screen time, prayerlessness. In section 3, they are asked what to do when their faith is lukewarm. The focus is on prayer: They should 'Stop, drop and pray' (instead of stop, drop and roll). In section 4, they are introduced to 6 disciplines (or habits) that can be taught using the word Passion (see Aims). Each letter has an action that is linked with its meaning. They are asked to write their commitment to serving God with passion. Finally there are suggestions for putting the theme into action.

Part Three: Belonging to God's family

In this part, the Fire Chief shares a simple child friendly message of salvation and reviews the two theme verses.

FEED THE FIRE

THEME PRESENTATION

Part 1: The Fire Station

aim:

- To introduce the main points of the theme:
- God does not want us to be lukewarm but to be passionate for Him, which means being filled with love for Him and being eager to serve others.

overview

The theme is introduced through the performance of a skit

People needed

- 3 actors for the first part of the skit
- Fire chief dressed in fire fighting gear (hardhat, boots, jacket)
- 2 readers ready to read verses (see Resource Section)
- 3 actors for the scenarios in the skit (They can be older Cadets/GEMS)
- Narrator
- A person (or 2) to look after the props needed on stage

Resources needed for skit

- Table
- 3 chairs
- pot of hot tea and mug
- jug of cold tea and glass
- jug of lukewarm tea and glass
- Map of Bible towns (See http://bibleatlas.org/a_reapages/laodicea.htm or the Resource Section)
- Board or poster displaying verses (*Rev 3:15-16 and Rom 12:11*)

Resources needed for scenarios:

- Chair for narrator (optional)
- 3 rakes
- leaves (real or paper ones)
- magazines
- rack/shelf for magazines
- a crown
- 2 desks
- 3 chairs
- 2 pencils
- 3 test papers
- guitar
- torch
- Fire Training Handbook

hot, cold, or Lukewarm skit

The table is set on one side of the stage and has a pot of hot tea, a mug, a jug of cold tea, a glass, a jug of lukewarm tea and another glass on it. The three chairs for the actors to sit on should be facing the audience.

The three actors walk on stage, sit on the chairs, and the skit begins...

Terry: I'm Terry.

Jesse: I'm Tia.

Jo: And I'm Jo.

all: We're here to taste test tea.

Terry: Mine's hot.

Jesse: Mine's cold.

Jo: And mine's been sitting on this table for two hours.

Terry: Pours the hot tea into her mug, tastes it, and says... Mmm, mmm, good! This hot tea is yummilicious!

Jesse: Pours the cold tea into her mug, tastes it, and says... Mmm, mmm, good! This cold tea is yummilicious, too!

Jo: Pours the lukewarm tea into a glass, tastes it, spits a shower of liquid from her mouth, and says... Yuck, yuck, bad! This lukewarm tea is disgusting!

Terry: I'm Terry.

Jesse: I'm Jesse.

Jo: And I'm Jo.

all: We're here to report that hot is wonderful, cold is fabulous, but lukewarm makes us feel sick.

(Actors leave stage.)

(The Fire Chief walks on stage carrying a torch. He/She should place the torch on a small table.)

Fire chief: Hi there! My name is Fire Chief (your last name). Raise your hand if you agree that drinking something lukewarm is super yuck? *(Raise your hand and wait for their response)*. It's true! God tells us in His Book, the Bible, that He doesn't like lukewarm either. Will you take a look at the poster and read this verse aloud with me?

all: *(or selected reader)* I know your deeds, that you are neither cold nor hot. I wish you were either one or the other! So, because you are lukewarm - neither hot nor cold - I am, about to spit you out of my mouth (Revelation 3:15-16).

(Note if you select a reader you may choose to ask all the boys/girls to read the verse after the reader)

Fire chief: God originally said these words to the people who lived in the city of Laodicea (la-od-i-se'-a). I don't know if they drank tea, but they knew all about hot, cold, and lukewarm water. Let's look at the map and I'll show you what I mean.

(Fire chief points to map of Laodicea and surrounding towns. See http://bibleatlas.org/a_reapages/laodicea.htm or the Resource Section)

(Point to the city of hierapolis.) Do you see the city of Hierapolis (*he-er-ap'-o-lis*)? This city was known for its hot, spa-like waters that were used for medicinal purposes. Their hot water was good and healing!

(Point to the city of Colosse.) Do you see the city of Colosse (*ko-los'-e*)? This city was known for its cold, pure drinking water. Their cold water was good and refreshing!

(Point to the city of Laodicea.) Do you see the city of Laodicea? This city's water wasn't hot or cold. It was lukewarm. Their lukewarm water was gross, undrinkable, and useless!

Just like their lukewarm water, God saw that the people of Laodicea had lukewarm hearts. Please stand up and make your whole body limp like a rag doll. *(Model for them what a rag doll looks like - hang your head and arms limp and bend your knees.)* That's what lukewarm hearts look like to God. When we don't love God and don't want to serve Him we're useless and ineffective. We don't do the things that He requires like acting justly, loving mercy, and walking humbly with Him (*Micah 6:8*)!

Please sit down again. Let's think about the way God wants our hearts to look! Look at the poster and read this verse aloud with me.

all: *(Or you can choose a reader)* Never be lacking in zeal, but keep your spiritual fervour, serving the Lord (*Romans 12:11*).

Fire chief: That's just the opposite of a limp rag doll isn't it? It's like a raging fire! Passionate hearts love God and are eager to serve others!

There are five groups of people that I'd like you to meet. Within each group, you'll see some who are lukewarm and some who have a fire of love for God and eagerness to serve others in their hearts. See if you can tell who is who.

(The actors that are participating in the five different scenarios take their places. A pile of leaves and 2 rakes are placed on the stage - Props person does this.)

(You may choose not to do all of these scenarios.)

scenario 1

While narrator reads, three actors walk onto the stage. Two of them begin to toss leaves at one another while the third actor is raking. The actors say nothing, and the narrator is seated on a stool that is located off to the side of the stage. The Fire Chief walks around the Scenario One actors while everyone listens to their story.

narrator: The Cadets and GEMS were asked to help people in the church who needed some jobs done at home, such as raking leaves in their backyard. *(Pause so people see what's going on.)* Lukewarm people tend to only serve when there's something in it for them. They show up sometimes, but if there's nothing in it for them, they don't ever give their best. Passionate people seek to serve God well by serving other people well. They provide wholehearted service to those who cannot repay them for their kindness.

Fire chief: Which best describes you: lukewarm or passionate? How hard would you have worked at raking leaves? Would you have been giving these jobs your best?

(Pause for 30 seconds to give girls/boys time to think through the question. Meanwhile the actors walk off and a rack of magazines is brought onto the stage.)

scenario 2

While the narrator speaks, the actors re enter the stage, pick up a magazine from the rack and start paging through it. When the narrator says, "Passionate, responsible, people seek to honour their parents. . ." one child places his/her magazine on the ground and walks away. The other two keep paging through the magazines. The Fire Chief walks around the Scenario Two actors while everyone listens to their story.

narrator: A parent brought her son/daughter and two friends to the library where the boys/girls found magazines that their parents had forbidden them to subscribe to. *(Pause so people see what's going on.)* Lukewarm people are more worried about what everyone else is doing or if they will get caught, rather than whether they are doing the right thing. And as far as the boys/girls could see, everyone else was reading these magazines so they chose to read them as well. Passionate, responsible, people seek to honour their parents - even when parents are not watching.

Fire chief: What best describes you: lukewarm or passionate? What do you do when no one is watching? Would you keep doing something you knew your parents would disapprove of in order to be popular or because you knew you wouldn't get caught?

(Pause for thirty seconds to give boys/girls time to think through the question. Meanwhile the actors walk off.)

scenario 3

While the narrator speaks, the actors walk on this time with one actor holding a crown. The drama director is talking (miming) to both of the actors and holding a crown. He/She places it on each actor's head and then takes it back, shrugging his/her shoulders. He/She can't decide! When the narrator says, "One boy/girl unselfishly volunteered to be the helper," the helper takes the crown from the drama director's hands and places it on the other boy/girl's head. The Fire Chief walks around the Scenario Three actors while everyone listens to their story.

narrator: The play director told the two boys/girls vying for the lead role in the school play that they were both very talented, but there were only two spots left to fill: one was the lead role and the other was helping a handicapped student who had earned a part in the play. *(Pause so people will see what's going on.)* One boy/girl unselfishly volunteered to be the helper. Lukewarm people evaluate what they will do by how much attention and recognition they will receive. Passionate people seek to serve where needed most, even if it means being behind the scenes.

Fire chief: What best describes you: lukewarm or passionate? Do you like to be centre stage, or would you be willing to give up the spotlight in order to be a true servant and help others out?

(Pause for 30 seconds to give the girls/boys time to think it through in silence. Meanwhile the actors walk off.)

scenario 4

While the narrator speaks, the three actors re-enter the stage with one pretending to strum a guitar while the other two are singing (This can be mimed if the actors don't want to sing). One of the singers is clearly worshipping God with all his/her heart! The other singer is mumbling instead of singing, and looks annoyed with the whole thing. The Fire Chief walks around the actors while everyone listens to their story.

narrator: God says we are to praise Him with all of our hearts! Yet some people who praise and worship God look miserable! *(Pause so people see what's going on.)* Lukewarm people attend GEMS, Cadets and church but during praise and worship it is very apparent that their hearts aren't in it. They're just putting in their time until it's over. Passionate people seek to zealously worship God with their whole hearts and are eager to express their love to Him.

Fire chief: What best describes you: lukewarm or passionate? Do you love to spend time praising God and worshipping Him, or do you let your mind wander as you carelessly sing along?

(Pause for thirty seconds to give girls/boys time to think through the question. Meanwhile the actors walk off. Two desks and 3 chairs are brought onto the stage One desk has a bigger chair for the teacher. A piece of paper is placed on the teacher's desk.)

scenario 5

While the narrator reads two boys/girls walk on and sit at the desk with 2 chairs and pretend that they are taking a test. A third actor walks on and pretends to be the teacher and sits at the other desk. When the narrator reads, "... the teacher needed to leave the room for just a minute" the teacher walks off stage. One girl/boy runs to the teacher's desk, looks at the test, mouths, "The answers to 6, 7 and 8 are all true." They then sit down again. The Fire Chief walks around the Scenario Five actors while everyone listens to their story.

narrator: The seventh graders were taking a difficult history test when the teacher needed to leave the room for just a minute. One student looked at the answer sheet and said to the class, "The answers to 6, 7 and 8 are all true!" *(Pause so people see what's going on.)*

Lukewarm people look for loopholes and do whatever they think is best for them at the time. They justify changing their answers because it wasn't their fault they overheard it! Passionate people seek to fully obey God – disregarding what was heard even when it's a hard choice to make.

Fire chief: What best describes you: lukewarm or passionate? Would you change your answer? Would you tell the teacher even though your classmates might get upset?

(Pause for thirty seconds to give girls/boys time to think through the question. Meanwhile the actors walk off.)

Fire chief: Did you see the difference between being lukewarm and being passionate for God? Did you see puddles or maybe oceans of lukewarm waters in your own heart? If so, it's time to join The Fire Training Program! During The Fire Training Program you will receive a Fire Training Handbook *(hold up a Theme Badge Booklet)* and experience a training program that will help you feed the fire in your heart today and always!

Before we enter into The Fire Training Program, let's pray together.

Prayer:

Heavenly Father, thank You that Your Word and Your Spirit teach us all we need to know about living for You. Please use this training program to teach us to feed the fire in our hearts. We want to love and serve You better! In the name of Jesus, Amen.

Part Two: The Fire Training Program

This section will involve the girls/boys working through their Fire Training Handbook. If possible group leaders (Fire Fighting Instructors) should be dressed in fire fighting gear-even if its just a fire fighter's hat and a safety vest-just to reinforce the theme. The hallway between the Fire Station and The Fire Training Program rooms should be dark. The Fire Training Instructors can lead their groups with torches to their rooms. Please note that Fire Training Instructors will be written as FTI.

Although all Bible verses are in the Handbook, it's good to teach the boys/girls how to navigate their way in God's Word. Take time to show them how to find the book, chapter, and verse. Encourage the boys/girls who are familiar with their Bibles to be helpers to those who are new to God's Word.

Optional: If you wish you may have a candle in the centre of your table. Some leaders may find this to be too much of a distraction for their group.

FTI: (Fire Training Instructor): Welcome to The Fire Training Program. Before we begin, please turn in your Bibles to Revelation 3:15-16. Let's read this Fire Starter Verse aloud together.

all: (or 1 reader): I know your deeds, that you are neither cold nor hot. I wish you were either one or the other! So, because you are lukewarm - neither hot nor cold -I am about to spit you out of my mouth (Revelation 3:15- 16).

FTI: Lukewarm hearts look like rag dolls. They're ineffective for God and make Him sick! If we are ineffective it means we aren't really doing anything to serve God or help others, by showing them God's love.

Now let's read our second theme verse. Please turn in your Bible to Romans 12:11. Let's read this Fire Starter Verse aloud together.

all: Never be lacking in zeal, but keep your spiritual fervour, serving the Lord (Romans 12:11).

FTI: To have spiritual fervour means to be passionate and enthusiastic about serving God. Passionate hearts look like a raging fire. They love God and are eager to serve others!

Please stand at attention! If I describe an attitude or choice that reflects a lukewarm heart, hang limp like a rag doll. If I describe an attitude or choice that reflects a passionate heart, come to life like a raging fire.

(As the leader reads each statement the girls/boys should either hang limp like a rag doll or come to life like a raging fire.)

1. Serves others cheerfully: (raging fire)
2. Selfish with your things: (limp rag doll).
3. Never takes risks to help others: (limp rag doll)
4. Enthusiastically sings God's praises: (raging fire)
5. Complains when asked to help (limp rag doll)
6. Thankful for everything: (raging fire)
7. Only nice to people who are nice to them first: (limp rag doll)
8. Says mean things about others: (limp rag doll)
9. Excited to help others: (raging fire)
10. Wholeheartedly loves God: (raging fire)

Great job! You may sit in your chairs again. Please turn to Step 1 in your Fire Training Handbooks.

Step 1: Fire Starter Verses

aim:

- To teach the Cadets/GEMS to identify actions and attitudes that demonstrates a passionate love for God and an eagerness to serve others.

Resources:

- Fire Training Handbook
- Words that describe different attitudes and actions (see *Resources section*)
- Chart or whiteboard to record responses
- Pin board to display words

FTI: Let's read our theme verses:

I know your deeds, that you are neither cold nor hot. I wish you were either one or the other! So, because you are lukewarm - neither hot nor cold - I am about to spit you out of my mouth (*Revelation 3:15-16*).

Never be lacking in zeal, but keep your spiritual fervour, serving the Lord (*Romans 12:11*).

FTI: (*Ask the following questions about these verses to check their understanding*):

- What does it mean to be 'lukewarm'? (being half-hearted about serving God)
- What is another word for zeal? (enthusiasm, eagerness)
- What is spiritual fervour? (having a real desire to serve God with all your heart and to be passionate and enthusiastic about serving God)

FTI: Now that we understand what God is saying in these verses we need to ask our selves the questions.

- Am I passionate for God like a raging fire, putting God first in my life and being eager to serve others?
Or
- Am I lukewarm like a rag doll, even though I know it's ineffective for God and stops me from serving the needs of others?

circle a number between 1 and 10 to show what you think your faith is like:

Lukewarm 1 2 3 4 5 6 7 8 9 10 Passionate

circle a number between 1 and 10 to show what you want your faith to be like:

Lukewarm 1 2 3 4 5 6 7 8 9 10 Passionate

(Leaders: The answers to these questions are personal responses and do not need to be shared with the group.)

FTI: What actions or attitudes demonstrate a passionate love for God and eagerness to serve others?

(Leaders: accept any responses from your group on this before checking what the Bible says. You may choose to write these responses on a cardboard chart or whiteboard. Use your junior leaders to help with this task OR you can hand around a container with these words written on them (see Resource Section) and boys/girls can take it in turns to pull out a word, read it and then place it on a display board)

Responses may include...

- Praying
- Being kind
- Loving others
- Talking about God
- Being honest
- Obedying parents
- Serving others
- Being joyful
- Studying God's Word
- Forgiving others
- Being patient
- Worshipping God
- Obedying God
- Being self-controlled
- Giving my best
- Having a content attitude
- Putting others first

FTI: Now let's look at some Bible verses to see what it says about actions and attitudes that show you love God and serve others with enthusiasm and zeal?

Matthew 22:37

Jesus replied "Love the Lord your God with all your heart and with all your soul and with all your mind:

..... (Love God with all your heart etc)

Matthew 22:39

Love your neighbour as yourself

..... (Love your neighbour as yourself)

Philippians 4:6

Do not be anxious about anything but in everything, by prayer and petition, with thanksgiving, present your requests to God.

..... (Pray instead of worrying, give thanks)

Ephesians 5:19

Speak to one another with psalms, hymns and spiritual songs. Sing and make music in your heart to the Lord

..... (Sing praise to God)

Psalms 1: 2

But his delight is in the law of God and on his law he meditates day and night.

..... (Read God's word)

Ephesians 4:32

Be kind and compassionate to one another, forgiving each other, just as in Christ God forgave you.

..... (Be kind and forgiving)

Step 2: Things that can Extinguish the Fire

aim:

- To teach the Cadets/GEMS to consider what things can threaten to extinguish their zeal for God.

Resources needed:

- Fire Training Handbook
- Candle, match, glass

FTI: Who can tell me what fire extinguishers are used for? (*Listen to responses.*) That's right! They're used to extinguish or put out fires! How else can we extinguish a fire? (Responses can include using water, a fire blanket). Does anyone know another way I can extinguish the flame of this candle? (*Accept any responses*) Can I use a glass jar to extinguish the flame?

(Leader demonstrates how to extinguish the candle by putting the jar over the candle to starve it of oxygen.)

The reasons we did this experiment was to make us think about how many things can extinguish the fire in our hearts or our spiritual fervour for serving God.

Can you think of things that may try to extinguish the fire in your heart to serve God? (*Accept any responses and then read on*)

In Step 2 of your Fire Training Book, there is a list of things that can threaten to extinguish your passion for serving God and others. See if you can fill in the missing letters in these words to find out what they are.

(Leaders: you can do this by setting a time limit and seeing how many they can do in 1 minute or you can do them together as a group.)

(Leaders: the following section is printed in the Fire Training book)

- Add the missing letters to make this list of words that are attitudes or actions that can stop us from serving God and others with passion.

G _ ss _ p

J e a _ o u _ _

P _ er Pr _ ss _ re

Not r_a d_ _ _ the _ _ b l e

Not p _ _ y _ _ g

Not f _ r g _ v _ _ _ others

Being s_l f _ s h

L _ z _ n _ s s

S _ n d _ y sp _ r _

C _ m p l _ ing instead of being T _ _ n k f _ l

FTI: How do these actions or attitudes try to extinguish our zeal for serving God and others?

(Leaders: ask each of the boys/girls to pick one of these and explain how it can extinguish our zeal and fire for God.)

Leaders notes:

Gossip: saying bad things instead of good things about others

Jealousy: wanting what others have and not being thankful for what God has given us

Peer pressure: doing what others are doing, even if it's not what God wants us to do

Not reading the Bible: stops us from learning how God wants us to live

Not praying: means we don't spend time with God, praising Him, thanking Him, asking him for help and forgiveness

Not forgiving others: means we are angry with others instead of being kind to them

Being selfish: means we only think of what is best for us and don't think of others

Laziness: means we don't make time to help others in need

Sunday sport: keeps us away from worshipping God and spending time with other Christians where we can be encouraged to follow God's ways.

Complaining instead of being thankful: We forget to thank God for what He has given us and complain when things don't go our way.

Please turn to "Things That Can Extinguish the Fire: Step 2" in your Fire Training Handbooks and evaluate the things that threaten the fire in your heart.

Take the "Evaluate your Extinguishment Quiz"!

In the next section, circle the letter that best describes your attitude/actions regarding: your passion for God, service to God and things that threaten to put out your fire.

My passion for God looks like:

- i. Rag doll: My love for God is drooping and lifeless
- ii. Rollercoaster: My love for God has highs and lows
- c. Raging Fire: My love for God is burning strong.
- d. Other: _____.

My service to God is like a:

- i. Light switch: My service is off and again on again depending on my mood.
- ii. Remote Control: I scan my options and serve only when it looks fun.
- c. GPS: I serve wherever God guides me
- d. Other: _____.

My fire threatens to go out most when:


- i. I PULL away from God by not praying or reading His Word.
- ii. People take AIM at my faith and tease me about Jesus
- c. Sadness, difficult times, and peer pressure SQUEEZE me.
- d. I'm SPREAD thin on selfish pursuits instead of service.
- e. Other: _____.

After doing this quiz it makes me realise that I.....
.....

(Leaders: this is a personal response and does not need to be shared with others)

- In the fire extinguisher write down 5 things that try to extinguish your fire for serving God and others.

(Leaders: This is a personal response and does not need to be shared with others)



Step 3: Caution: Stop, Drop, and Pray!

aim:

- To teach the Cadets/ GEMS that we need to pray so that our love for God and desire to serve others will continue to grow
- To help the Cadets/ GEMS to be able to identify what we should pray for by reading verses from the Bible

Resources needed:

- Fire Training handbook
- Barrier tape (or something similar –wide orange coloured tape or ribbon)
- (*Optional*) Highlighter pens for each boy/girl

Start winding some wide tape around the furniture in your room (or ask a junior leader to do this)

FTI: Does anyone know why you sometimes see tape around buildings? (*Listen to responses*). That's right. Barrier tape warns us to be careful. There's danger ahead!

In Step 2, each one of you has just talked through some dangerous situations - things that can put your fire out and circumstances that may extinguish your love for God and your eagerness to serve others.

Does anyone know what you should do if you are in a fire and your clothes catch alight? Yes: Stop, Drop, and Roll! Let's practice that together. Everyone stand! You've just noticed that your shirt is on fire! What should you do? Stop (standstill), Drop (*lay on the ground*), and Roll (*roll back and forth on the ground to extinguish the "fire"*). Very good! Please sit again.

In our spiritual lives, the danger is not that we will start on fire, but that our fire may go out! If you notice your fire burning out, follow this command: Stop, Drop, and Pray! Let's practice that together. You've just noticed that your love for God and eagerness to serve others is going out. What should you do? Stop (boys/girls stand still), Drop (*fall to their knees/sit on chair*), and Pray (*fold hands and bow head*). Very good!

Prayer is speaking and listening to God. God tells us to pray about everything - including our relationship with Him. We pray to tell God what we need, and, through prayer, God gives us exactly what we need - a deeper relationship with Him.

When you think about the fire in your heart, what one thing do you want to ask God to grow more of in you? Maybe it's joy, love, or a deeper eagerness to serve others? What is it for you? Think about that while we read some Bible verses.

As we read these verses you can circle or highlight the things we need to pray for so that we can continue to love God and serve others with zeal and passion.

Colossians 3:12-15

Therefore as God's chosen people, holy and dearly loved, clothe yourselves with compassion, kindness, humility, gentleness and patience. Bear with each other and forgive whatever grievances you may have against one another. Forgive as the Lord forgave you. And over all these virtues put on love, which binds them all together in perfect unity. Let the peace of Christ rule in your hearts, since as members of one body you were called to peace. And be thankful.

Galatians 5:22, 23

But the fruit of the Spirit is love, joy, peace, patience, kindness, goodness, faithfulness, gentleness and self-control.

1 Peter 5:6, 7

For this very reason, make every effort to add to your faith goodness; and to goodness, knowledge: and to knowledge, self-control; and to self-control, perseverance: and to perseverance, godliness; and to godliness, brotherly kindness; and to brotherly kindness, love.

Now pick 5 things you have circled or highlighted and write them on the flame shape.

This will remind you of things you can pray for.



FTI: Now turn to “Caution: Stop, Drop, and Pray!” There is a list of prayer suggestions. Please tick the circles you want to pray for. On the last line, please write a specific request that you have. Don’t forget what you learnt from the verses that we read.

Highlight or circle what you want to pray for.

- Help me to love You more.
- Help me to know You better!
- Show me how You, God, have equipped me to serve.
- Help me to be eager to help others.
- Help me to be less critical of others.
- Help me to wholeheartedly obey You.
- Other: _____.

Step 4: Keeping the Fire

aim:

- To teach the Cadets/ GEMS the disciplines or habits we need to develop using the letters of the word PASSION.

Resources:

- Fire Training Handbook
- Letters that spell Passion (See Resources section)
- Container for letters
- Samples of Bible reading notes e.g. Scripture Union notes for children

(After boys/girls complete the Fire Training Handbook Step 3 say...)

When you sit around a bonfire to roast marshmallows or to sing campfire songs, if you want to keep the fire burning, you need to throw another log on the fire!

When it comes to keeping the fire of love for God and enthusiasm for service burning in our hearts, there are six disciplines or habits that we need to keep adding to our lives. You'll be able to remember them by memorising the word PASSION.

(Ask the Advanced Cadets/GEMS (or junior leaders) to come forward and model the actions for the rest of the boys/girls to follow. This will help develop their leadership skills! [Optional: as each action is demonstrated another person can put the matching letter on display on the wall, continuing until the word Passion is formed])

- **P is for Pray constantly.** *(Ask boys/girls to fold their hands in prayer.)* Please say, "Pray constantly!" *(Boys/Girls repeat, "Pray constantly!")* Talking and speaking to God feeds the fire in our hearts because it develops a deeper relationship between God and us. God wants us to pray anytime, anywhere, and about anything.
- **a is for 'and'.** *(Ask boys/girls to hold forearms in the shape of a cross sign.)*
- **s is for 'study God's Word'.** *(Ask boys/girls to extend their arms, and place their hands together like an open book.)* Please say, "Study God's Word!" *(Boys/Girls repeat, "Study God's Word!")* Reading God's Word, the Bible, feeds the fire in our hearts because we learn how God wants us to live. It's important to read God's Word every day.
- **s is for 'serve others'.** *(Ask boys/girls to pretend they are offering someone a tray of food.)* Please say, "Serve others!" *(Boys/Girls repeat, "Serve others!")* Serving others feeds the fire in our hearts because we're doing the assignment that God gave to us. We serve God when we serve others. Real servants serve with all their hearts - no matter what the task.
- **I is for 'Interact with God's People'.** *(Ask girls to interlock their arms with the girls near them and boys to do a Hi 5 to the next person.)* Please say, "Interact with God's people!" *(Boys/Girls repeat, "Interact with God's people!")* Interacting with God's people feeds the fire in our hearts because we're able to encourage one another to act justly, love mercy, and to walk humbly with God.
- **o is for 'open up and Talk about God'.** *(Ask boys/girls to hold their hands to their mouths like they're making an announcement.)* Please say, "Open up and talk about God!" *(Boys/Girls repeat, "Open up and talk about God!")* Opening up and talking about God feeds the fire in our hearts because it shows God how much we love Him. Loving God is contagious - we'll want everyone else to know about Him and His love, too!
- **n is for 'notice God in the ordinary'.** *(Ask boys/girls to hold their hands to their eyes like binoculars.)* Please say, "Notice God in the ordinary!" *(Boys/Girls repeat, "Notice God in the ordinary!")* Noticing God in the ordinary feeds the fire in our hearts because we see Him making Himself known to us and take note of all the tender ways He Cares for us.

Very good! PASSION keeps the fire of love for God and eagerness to serve burning in our hearts. Let's do that one more time to cement it in our hearts and minds. Please say it aloud and do the actions together again.

P is for Pray constantly. *(Boys/Girls fold their hands in prayer.)*

a is for "and". *(Boys/Girls hold forearms in the shape of a cross.)*

s is for study God's Word. *(Boys/Girls extend their arms, and place their hands together like an open book.)*

s is for serve others. *(Boys/Girls hold their hands as though they are carrying a tray of food that they are offering to someone.)*

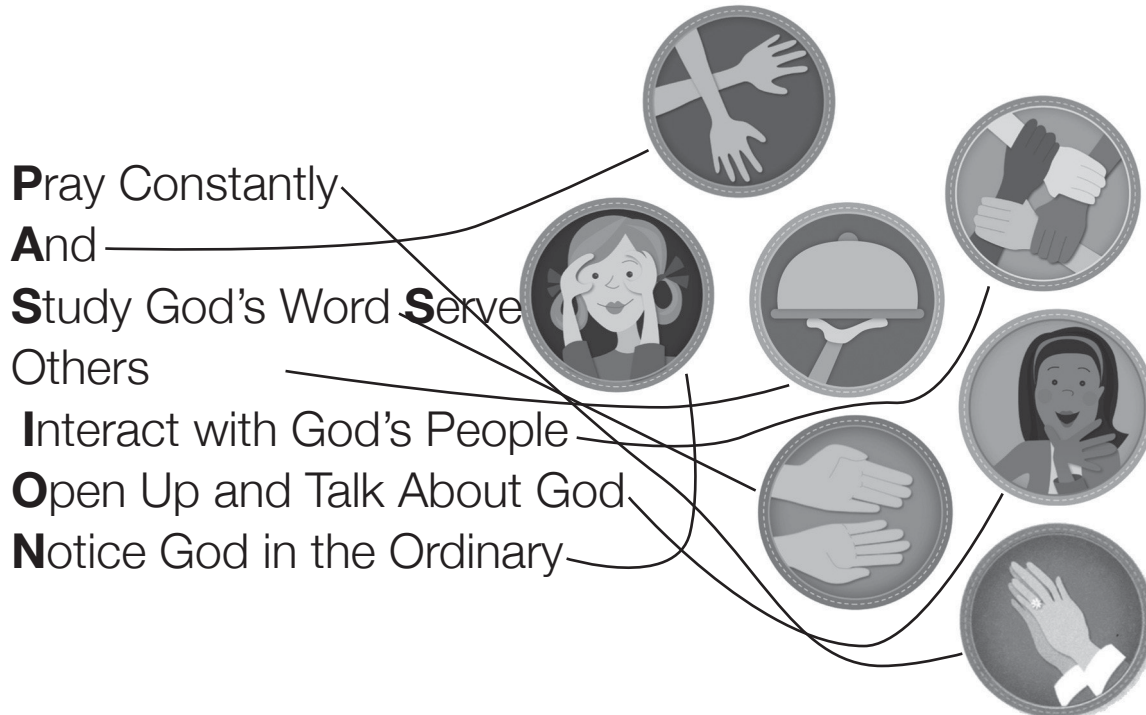
I is for Interact with God's People. *(Boys do a hi-5 to the boy next to them. Girls interlock their arms with the girl next to them.)*

o is for open up and Talk about God. (Boys/Girls hold their hands to their mouths like they're making an announcement.)

n is for notice God in the ordinary. (Boys/Girls hold their hands to their eyes like binoculars.)

Well done! It's my prayer that these disciplines or habits become a daily part of our lives today and always.

Now turn to your Fire Training Handbook and match the Picture with the action that describes it.



(Leaders: The following could be an optional section. It is designed to get the boys/girls to think more deeply about each of these disciplines in a practical way in their own lives.)

FTI: (Show your container of letters that spell the word *PASSION*). Now I'm going to ask you each to take a letter from this container and then in turn you can tell us what your letter is, what it stands for, and how you think you can do that in your own life. I'll do one first (*Take a letter and demonstrate this*).

(The leader can add the following comments to the responses made by each boy/girl.)

P: Pray constantly

Prayer should be part of our daily routine, and we should try to set aside time each day to pray. Prayer notebooks, journals or prayer charts can help remind us of things to pray for. We can pray to God any time of the day, because He will always listen to our prayers.

s: study God's Word

We need to read God's word each day if we want to grow in our knowledge of God and how to serve Him in our lives. Bible guides, such as Scripture Union notes (*display some if possible*) can help us understand what we are reading and also give us a daily reading plan. It's also good to try and memorise verses. You could try learning 1 verse a week.

s: serve others:

We can put our faith into action by being willing to help at home, at school and in our church. This means not thinking of ourselves but looking out for others in need, even if they are not a close friend. This means putting the needs of others before ourselves.

I: Interact with God's People

It's important to meet with God's people whenever we can, so that we can encourage each other to follow God's ways. That's why we need to come to church each Sunday and Cadets/GEMS each week/fortnight. We need to think about our friendships. It's important to have friends that can encourage you to live the way God wants us to live. It's also very important to make sure we set a good example to all our friends talking, acting and living in a way God wants us to.

o: open up and talk about God

This can mean telling others what you have learnt about God from Cadets/GEMS, or church or your own Bible readings. It can mean bringing God into everyday conversations, by thanking God for everyday things. It can also mean telling others about Jesus and what it means to you to follow Him as your Lord and Saviour.

n: notice God in the ordinary

We should give thanks for God for all He gives us, and remember to thank Him for answers to prayer. We should also thank God for His amazing world and everyday things we often take for granted-like friendship, family, and beautiful sunsets.

Turn to Step 4 in your Fire Training Handbook Rate the intensity of the PASSION habits in your life.

(Leaders: This section is a personal response and does not need to be shared)

1= Fire is a dying flicker. 5 = Fire is a burning flame.

- My prayer life
- My Bible study
- My zeal or passion to serve others
- My interacting with God's people
- My opening up and talking about God
- My noticing God in the ordinary

Add it up! My Score:

24 - 30: Your flame is burning brightly! Keep feeding it with these habits! Focus on the habit that feels weakest and ask God to help you increase this in your life.

18- 23: Your flame is average. Time to add another log to the fire! Which habit did you score lowest on? Ask God to help you put this into practice in your life more and more.

6-17: Caution! Your flame is flickering out. Spend time regularly praying and asking God to help you feed the fire by putting these habits into place in your life. Begin by focusing on one and then one by one add more.

How will you feed the fire? Make the commitment!

Fill in the gaps in each of the sentences in your Fire Training book.

(Leaders: This is also a personal response that does not need to be shared)

1. I will pray (number) times a day.
2. I will read from the Bible every..... (time of day)
3. I will willingly and cheerfully serve..... (name) by(action)
4. I will interact with God's people at(e.g. church, GEMS,)
5. I will open up and talk about God to..... (friend or family member)
6. I will notice God in the ordinary and write what I saw or experienced here:
.....

Part 3: Belonging to God's Family

aim

- To present the gospel message to the Cadets/GEMS using a series of simple diagrams (*Option A*) or using the wordless book (*Option B*)
- To review the theme Bible verses and the main message of the theme.

Resources

- For Option A: Something suitable for sketching simple diagrams on eg cardboard, pinboard, whiteboard
- For Option A: Piece of paper with the word "SIN" written on it
- For Option A: Blotak for attaching word cards to diagram
- For Option A: Charts with theme verses displayed
- For Option B: Wordless Book using A4 coloured paper in the following order: yellow, black, red, white, green (*see explanation in Option B below for details about the Wordless Book*)
- Readers to read John 3:16 and Romans 3:23

Fire chief: There's an old song that begins this way, "It only takes a spark to get a fire going." There's only one way to spark the fire in our hearts, and that's by belonging to God as His child. Maybe you're not sure if you belong to God or if you are His child. Let's think about that important relationship together.

option a: Gospel Presentation

(Choose someone to sketch simple diagrams as you present this talk. This could be done on a few sheets of cardboard which can be displayed while you talk. Make sure you practice this with them before the talk!)

Draw a circle to represent the world. Write God above the world. Draw simple stick figures in the world while the fire chief says the following:

Fire chief: God made this world and all of us, and He loves you very much! The Bible says that God so loved the world (*John 3:16*) and that includes each one of you.

Reader: John 3:16 says: "For God so loved the world that he gave his one and only Son, that whoever believes in him shall not perish but have eternal life"

(Attach a piece of paper with the word SIN onto the stick figures when the fire chief says the word 'sin'.)

Fire chief: God not only made the world, but He can do everything and see everything in the world. He can even see the wrong things that we say, do, and think. God calls those wrong things sin, and the Bible says that all have sinned (*Romans 3:23*).

Reader: Romans 3:23 says: "for all have sinned and fall short of the glory of God".

Fire chief: Those wrong things make God sad and disappoint Him. They keep us from having a relationship with God because they separate us from Him. Because God is holy and perfect He cannot allow sin in His presence.

(Attach or draw a cross next to the world. When the fire chief says 'take the punishment...' remove the word 'sin' from the stick figures and place it on the cross.)

That's where Jesus helps us out. God's Son, Jesus, is perfect - when He lived on earth, He never did anything wrong! Yet, He agreed to take the punishment for all the wrong things that we've done. He was willing to be nailed to a cross and die for us. His death paid the price for all the wrong things that you and I do. Three days after Jesus died, God, in His amazing power and love, brought Jesus back to life. Jesus is alive today and wants to be your friend today and always.

If you want to be God's child, you need to ask Jesus to forgive you and ask Him to be your friend. Do you want to know how to do that? Then please talk to your Cadet/GEMS counsellor or myself, OK? Just ask, "How can I be God's child?" And we'll sit down and talk that through with you. Will you do that?

Fire chief: When you are God's child you can know for certain that there's a fire burning in your heart!

Will you say Revelation 3:15-16 with me?

all: I know your deeds, that you are neither cold nor hot. I wish you were either one or the other! So, because you are lukewarm - neither hot nor cold - I am about to spit you out of my mouth (Revelation 3:15-16).

Fire chief: What do lukewarm hearts look like? (Listen to responses.) That's right. They look like rag dolls. They're ineffective for God and make Him disappointed.

Now let's say Romans 12:11 together.

all: Never be lacking in zeal, but keep your spiritual fervour; serving the Lord (Romans 12:11).

Fire chief: What do passionate hearts look like? (Listen to responses.) That's right. They look like a raging fire. They love God and are eager to serve others!

God's desire for you and for me is to have hearts that love Him and are eager to serve others. Let's feed that fire by talking to Him in prayer.

Prayer:

Father God, thank You for all You've taught us about feeding the fire in our lives. Please grow bigger hearts of love within us for You and a renewed eagerness to serve others. Help us to be girls/boys and women/men who pray constantly, study Your Word, serve others, interact with Your people, open up and talk about You and notice You in the ordinary. In Jesus' name, Amen.

option b: Gospel Presentation

The Wordless Book

(Leaders: As you introduce each colour, turn to the next page in your wordless book)

Have you ever seen a book without words or pictures?

This book of coloured pages tells a wonderful story from the Bible about the true and living God who made this world. I call my book a wordless book. Each colour reminds me of part of the story.

Gold:

Gold reminds us of God because God is perfect. God made a beautiful world and He made you too.

Gold also reminds us of heaven. Heaven is a wonderful place where there is no sickness or sadness. Heaven is God's home. It is perfect because God is perfect.

Black:

Black reminds us of sin. Sin is disobeying God's rules. It is doing or saying or thinking bad things. All of us are sinners because we want to have our own way instead of God's way. Sin separates us from God. God has said that sin must be punished, which means being separated from God forever. God knows that we cannot get rid of our sin. But because He loves us He has made a way for us to be forgiven.

Red:

This reminds us of the blood of Jesus. God loved us so much that He sent His Son Jesus into the world. Jesus never did anything wrong but one day He was nailed to a cross. God put all our sins on Jesus when He died. But after 3 days Jesus came alive!

White:

This reminds us that we can be made clean from sin. If you believe that Jesus died for your sins, then your sins can be forgiven and you will not be separated from God forever. This also means you will belong to God's family. Who can remember John 3:16? What will you receive when you believe in Jesus? Eternal life. That means one day we will live in heaven with Jesus forever.

Green:

This reminds us of things that grow like trees and grass.

This reminds us of the new life which we will receive when we believe that Jesus died for our sins. Each day we can ask God to help us obey Him and ask for His forgiveness. To help us learn more about Jesus we need to-

1. Talk to God-pray to Him
2. Listen to God when we read the Bible
3. Worship God-at church or Sunday School

Instructions for making a wordless book

Cut paper into 4 rectangle shapes.

Give each child one of the smaller rectangles of each of the following colours: red, black, white, yellow and green. Add the explanation page and a cover. Children can write 'Wordless book' on the front and decorate the cover if they wish. Then they should tell a friend what each page means.

Please note: More information about the wordless book is available from Child Evangelism Fellowship of Australia.

<p>Gold is for God who is perfect and made the world.</p> <p>Black is for sin. All of us have sinned. <i>(Romans 3:23)</i></p> <p>Red is for the blood of Jesus. God loved us so much that He sent Jesus to take the punishment for all our sins. <i>(John 3:16)</i></p> <p>White reminds us that we can be made clean from our sin. If you believe that Jesus died for your sins, then your sins can be forgiven and you will receive eternal life. <i>(1 John 1:9)</i></p> <p>Green is for grow. We need to grow in our faith in Jesus, by praying and reading the Bible.</p>	<p>Gold is for God who is perfect and made he world.</p> <p>Black is for sin. All of us have sinned. <i>(Romans 3:23)</i></p> <p>Red is for the blood of Jesus. God loved us so much that He sent Jesus to take the punishment for all our sins. <i>(John 3:16)</i></p> <p>White reminds us that we can be made clean from our sin. If you believe that Jesus died for your sins, then your sins can be forgiven and you will receive eternal life. <i>(1 John 1:9)</i></p> <p>Green is for grow. We need to grow in our faith in Jesus, by praying and reading the Bible.</p>
--------------------------------------------------------------------------------------------------------------------------------------------------------------------------------------------------------------------------------------------------------------------------------------------------------------------------------------------------------------------------------------------------------------------------------------------------------------------------------------------------------------------------------------------------------------------------------------------------------------------	-------------------------------------------------------------------------------------------------------------------------------------------------------------------------------------------------------------------------------------------------------------------------------------------------------------------------------------------------------------------------------------------------------------------------------------------------------------------------------------------------------------------------------------------------------------------------------------------------------------------

Explanation Page

Put the theme into action!

Group Activities/Individual Activities

1. Memorise Revelation 3: 15-16 and Romans 12:11.
2. In your small group pray sentence prayers asking God to help you feed the fire in your heart. Pray for something that you wrote on the flame in Step 3.
3. Make and decorate the theme banner.
4. Start a prayer journal.
5. Start using a Bible guide to help you read a section from the Bible each day or keep notes on what you are reading each day from the Bible
6. What need do you see in your church? Volunteer to serve and help to meet that need.
7. Plan a get together with other Christian friends. During your party, ask everyone their favourite Bible character, why they chose him or her, and what they most admire about that person.
8. Talk to someone about your relationship with Jesus.
9. Using a small notebook that you keep with you all the time, keep a log for a week, listing all the ways you notice God in creation and at work in your life. Remember to pray giving thanks for what you have noticed.
10. Create a special piece of artwork for your room that will remind you every day to stay on fire for Jesus!
11. Make a poster with the letters for PASSION arranged in an interesting way, to remind you of the things that will help us keep our zeal for serving God.
12. Make up short role plays to show how we can demonstrate our love for God and our desire to serve others or make up role plays that show things that can try to extinguish our love for God (see Step 1 and 2 for ideas)
13. Show someone your wordless book and explain to them what each colour means.
14. Try out one of the following crafts that remind you of what you have learned in the theme : Mini prayer boxes, Bible bookmark, and Feed the Fire candle

(Leaders: You can find instructions for these crafts and more craft ideas in the craft resource section in the Additional Resources Booklet in your theme pack)




I know your deeds,
that you are neither
cold nor hot. I wish you
were either one or
the other! So, because
you are lukewarm -
neither hot nor cold -
I am about to spit you
out of my mouth

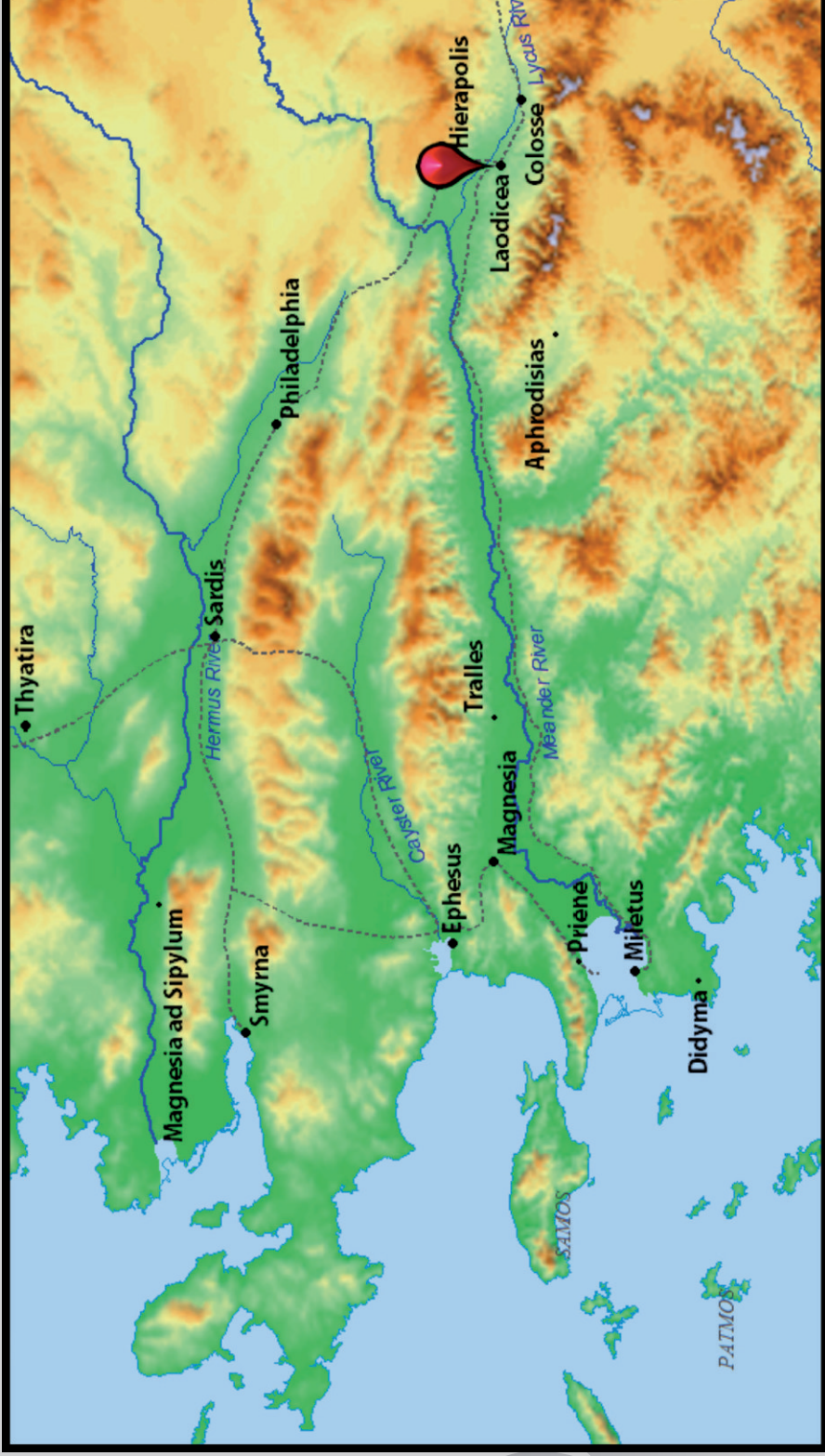
Revelation 3:15-16


















Never be lacking in
zeal, but keep your
spiritual fervour,
serving the Lord

Romans 12:11





Source: <http://bibleatlas.org/areapages/laodicea.htm>

 <p>Praying</p>	 <p>Obeying Parents</p>	 <p>Being Patient</p>
 <p>Being Kind</p>	 <p>Being Joyful</p>	 <p>Worshipping God</p>
 <p>Loving Others</p>	 <p>Serving Others</p>	 <p>Obeying Others</p>
 <p>Talking About God</p>	 <p>Reading God's Word</p>	 <p>Being Self- Controlled</p>
 <p>Being Honest</p>	 <p>Forgiving Others</p>	 <p>Doing my Best for God</p>

P

A

S

S

